

Student Outcomes



GOAL 4, Interim Measures 4.1 and 4.2
Guardrail 1

Board Update
February 25, 2025





Student Outcome Goal 4

Increase the percent of high school students graduating on track to be enrolled, enlisted, or employed, as demonstrated by achieving at least one indicator from 72% (June 2023) to 85% (June 2029)

Progressing



Administrative Window	Report Date
Higher Education and ACT/SAT (2023-24 Cohort)	Feb 11, 2025
CTE, Concentrators, ASVAB and JROTC (2023-24 Cohort)	Feb 25, 2025
Goal 4 Overview (2024-25 Cohort)	July 8, 2025
GLP and Dual Enrollment (2024-25 Cohort)	Oct 14, 2025
Life Skills, ASVAB and JROTC (2024-25 Cohort)	Oct 28, 2025


Understanding Goal 4



Student Outcome Goal 4

Increase the percent of high school students graduating on track to be enrolled, enlisted, or employed, as demonstrated by achieving at least one indicator from 72% (June 2023) to 85% (June 2029)

Progressing



Goal 4 Indicators

Increase the percent of high school students graduating with their graduation cohort on track to be enrolled, enlisted or employed, as demonstrated by achieving at least <u>one</u> indicator from 72% in June 2023 to 85% in June 2029
% of students meeting or exceeding GLP (grade level proficiency) in Math I or Math III, English II and Biology or successfully completing a vocational preparation or life skills course
% of students scoring 19 or higher on the ACT (including ACT WorkKeys) or 1050 on the SAT*
% of students earning a credit from an institute of higher education (CPCC, UNCC including dual enrollment), AP, IB, or Cambridge
% of students scoring 31 or higher on the Armed Services Vocational Aptitude Battery (ASVAB)
% of students completing a Junior Reserve Officers' Training Corps (JROTC) pathway**
% of students earning at least one Tier 2, Tier 3 or WorkKeys industry credential
% of students completing a CTE (Career & Technical Education) concentrator pathway

* Subject to change if there are changes to the state accountability system
** Subject to be combined with Indicator 7 if the JROTC pathway combines with the CTE pathways in the future. If this occurs, reporting will continue to reflect this indicator in isolation but there will only be a total of six indicators.

Goal 4

Students who Graduated in 2023-24
Having Met At Least One Indicator*



Student Outcome Goal 4

Increase the percent of high school students graduating on track to be enrolled, enlisted, or employed, as demonstrated by achieving at least one indicator from 72% (June 2023) to 85% (June 2029)

Progressing



	2022-23	2023-24		2024-25		2025-26		2026-27		2027-28		2028-29	
Goal for 2024-29	Baseline	Target	Actual	Target	Actual	Target	Actual	Target	Actual	Target	Actual	Target	Actual
Increase the percent of high school students graduating on track to be enrolled, enlisted, or employed, as demonstrated by achieving at least one indicator from 72% (June 2023) to 85% (June 2029)	72%	74%	76%*	76%		78%		80%		82%		85%	

Indicator	2022-23	2023-24		Change (% Points)
	Baseline	Target	Actual	
% of Students Meeting ASVAB Indicator	1%	3%	2%	+ 1%
% of Students Meeting JROTC Indicator	4%	5%	3%	- 1%
% of Students Achieving Tier 2, Tier 3 or WorkKey Credential	27%	31%	31%	+ 4%
% of Students Completing Concentrator Pathway	33%	37%	39%	+ 6%



Student Outcome Goal 4

Increase the percent of high school students graduating on track to be enrolled, enlisted, or employed, as demonstrated by achieving at least one indicator from 72% (June 2023) to 85% (June 2029)

Progressing



Goal 4 Overall				
Student Group	2022-23 %	2023-24 %	Change (% Points)	
All	72	76	4	↑
Asian	89	91	2	↑
Black	62	68	6	↑
Hispanic	64	67	3	↑
Native American	65	86	21	↑
Two or More	69	75	6	↑
White	90	90	0.2	↓
ML	41	46	5	↑
Students with Disabilities	53	54	1	↑

* These are actual and final results for students who graduated in 2023-24.

Goal 4

Current 12th Grade Students Having
Met At Least One Indicator*



Student Outcome Goal 4

Increase the percent of high school students graduating on track to be enrolled, enlisted, or employed, as demonstrated by achieving at least one indicator from 72% (June 2023) to 85% (June 2029)

Current 12th Grade Students

	2022-23	2023-24		2024-25		2025-26		2026-27		2027-28		2028-29	
Goals for 2024-25	Baseline	Target	Actual	Target	Actual	Target	Actual	Target	Actual	Target	Actual	Target	Actual
Increase the percent of high school students graduating on track to be enrolled, enlisted, or employed, as demonstrated by achieving at least one indicator from 76% (June 2023) to 76% (June 2025)	72%	74%	76%	76%		78%		80%		82%		85%	



	2023-24 Cohort Start of 12th Grade	2024-25 Cohort Start of 12th Grade
Overall Goal 4	67%	71%

** Data reflects current 12th grade students having met at least one indicator as of 1/25/25; note that data indicating a student has met an indicator this year is not available until August 2025-January 2026, varying by indicator. Year end data is subject to change based upon official cohort.*



Student Outcome Goal 4

Increase the percent of high school students graduating on track to be enrolled, enlisted, or employed, as demonstrated by achieving at least one indicator from 72% (June 2023) to 85% (June 2029)

	Current 12th Grade Students												
	2022-23	2023-24		2024-25		2025-26		2026-27		2027-28		2028-29	
Goals for 2024-25	Baseline	Target	Actual	Target	Current	Target	Actual	Target	Actual	Target	Actual	Target	Actual
Increase the percent of graduating students on track to be enrolled, enlisted, or employed, as demonstrated by achieving at least one indicator from 76% (June 2024) to 76% (June 2025)	72%	74%	76%	76%		78%		80%		82%		85%	



Indicators	2024-25
	Current State*
ASVAB	1%
JROTC	4%
Credentials	16%
Concentrators	30%

* Data reflects current 12th grade students having met at least one indicator as of 1/25/25; note that data indicating a student has met an indicator this year is not available until August 2025-January 2026, varying by indicator



Student Outcome Goal 4

Increase the percent of high school students graduating on track to be enrolled, enlisted, or employed, as demonstrated by achieving at least one indicator from 72% (June 2023) to 85% (June 2029)

Goal 4 Overall - Current 12th Grade Students			
Student Group	2023-24 %	2024-25 % (Current State)	Projected Change (% Points)
All	76	71	-5 ↓
Asian	91	89	-2 ↓
Black	68	62	-6 ↓
Hispanic	67	61	-6 ↓
Two or More	75	77	2 ↑
White	90	87	-3 ↓
ML	46	34	-12 ↓
Students with Disabilities	54	46	-8 ↓

CAUTION

While the mid-year status looks low, most students will not meet an indicator until the end of this school year. Because this mid-year is above last year's mid-year status, we are progressing toward meeting the 2024-25 annual target.

** Data reflects current 12th grade students having met at least one indicator as of 1/25/25; note that data indicating a student has met an indicator this year is not available until August 2025-January 2026, varying by indicator*

Interim Measure 4.1

Current 10th Grade Students Having Met At Least One Indicator*



Student Outcome Goal 4 - Interim Measure 4.1

% of students in the graduating cohort achieving at least one goal indicator at the end of 10th grade will increase from 51% (June 2023) to 64% (June 2029)

	Current 10th Grade Students												
	2022-23	2023-24		2024-25		2025-26		2026-27		2027-28		2028-29	
Goals for 2024-25	Baseline	Target	Actual	Target	Current	Target	Actual	Target	Actual	Target	Actual	Target	Actual
% of students in the graduating cohort achieving at least one goal indicator at the end of 10th grade will increase from 52% (June 2024) to 55% (June 2025)	51%	53%	52%	55%		57%		59%		61%		64%	



	2023-24 10th Grade	2024-25 10th Grade
Overall Goal 4	11%	15%



Student Outcome Goal 4 - Interim Measure 4.1

% of students in the graduating cohort achieving at least one goal indicator at the end of 10th grade will increase from 51% (June 2023) to 64% (June 2029)

Goal 4 - 10th Grade Students			
Student Group	2023-24 % Full Year	2024-25 % Mid-Year	Projected Change (% Points)
All	52	16	-36 ↓
Asian	81	46	-35 ↓
Black	40	8	-32 ↓
Hispanic	37	9	-28 ↓
Two or More	58	15	-43 ↓
White	79	28	-51 ↓
ML	16	2	-14 ↓
Students with Disabilities	21	7	-14 ↓

CAUTION

While the mid-year status looks low, most students will not meet an indicator until the end of this school year. Because this mid-year is above last year's mid-year status, we are progressing toward meeting the 2024-25 annual target.

**Data for 2024-25 students only includes up to current status (midyear). Percentages for these students are expected to increase during the final half of the current school year. Data within table is current as of 1/25 enrollment and is subject to change as the school year progresses. Official data indicating a student has met an indicator this year is not available until August 2025-January 2026, varying by indicator*



Student Outcome Goal 4 - Interim Measure 4.1

% of students in the graduating cohort achieving at least one goal indicator at the end of 10th grade will increase from 51% (June 2023) to 64% (June 2029)

Goal 4 Indicators

Increase the percent of high school students graduating with their graduation cohort on track to be enrolled, enlisted or employed, as demonstrated by achieving at least one indicator from 72% in June 2023 to 85% in June 2029

% of students meeting or exceeding GLP (grade level proficiency) in Math I or Math III, English II and Biology or successfully completing a vocational preparation or life skills course

% of students scoring 19 or higher on the ACT (including ACT WorkKeys) or 1050 on the SAT*

% of students earning a credit from an institute of higher education (CPCC, UNCC including dual enrollment), AP, IB, or Cambridge

% of students scoring 31 or higher on the Armed Services Vocational Aptitude Battery (ASVAB)

% of students completing a Junior Reserve Officers' Training Corps (JROTC) pathway**

% of students earning at least one Tier 2, Tier 3 or WorkKeys industry credential

% of students completing a CTE (Career & Technical Education) concentrator pathway

* Subject to change if there are changes to the state accountability system

** Subject to be combined with Indicator 7 if the JROTC pathway combines with the CTE pathways in the future. If this occurs, reporting will continue to reflect this indicator in isolation but there will only be a total of six indicators.

Interim Measure 4.2

Current 11th Grade Students Having Met At Least One Indicator*



Student Outcome Goal 4 - Interim Measure 4.2

% of students in the graduating cohort achieving at least one goal indicator at the end of 11th grade will increase from 69% (June 2023) to 82% (June 2029)

	Current 11th Grade Students												
	2022-23	2023-24		2024-25		2025-26		2026-27		2027-28		2028-29	
Goals for 2024-25	Baseline	Target	Actual	Target	Current	Target	Actual	Target	Actual	Target	Actual	Target	Actual
% of students in the graduating cohort achieving at least one goal indicator at the end of 11th grade will increase from 67% (June 2024) to 73% (June 2025)	69%	71%	67%	73%		75%		77%		79%		82%	

	2023-24 11th Grade	2024-25 11th Grade
Overall Goal 4	52%	58%

** Data reflects current 11th grade students having met at least one indicator as of 1/25/25; note that data indicating a student has met an indicator this year is not available until August 2025-January 2026, varying by indicator*



Student Outcome Goal 4.2

% of students in the graduating cohort achieving at least one goal indicator at the end of 11th grade will increase from 69% (June 2023) to 82% (June 2029)

Goal 4 - 11th Grade Students			
Student Group	2023-24 % Full Year	2024-25 % Mid-Year	Projected Change (% Points)
All	67	58	-9 ↓
Asian	90	83	-7 ↓
Black	63	46	-17 ↓
Hispanic	60	44	-16 ↓
Two or More	77	57	-20 ↓
White	89	81	-8 ↓
ML	36	21	-15 ↓
Students with Disabilities	45	26	-19 ↓

CAUTION

While the mid-year status looks low, most students will not meet an indicator until the end of this school year. Because this mid-year is above last year's mid-year status, we are progressing toward meeting the 2024-25 annual target.

**Data for 2024-25 students only includes up to current status (midyear). Percentages for these students are expected to increase during the final half of the current school year. Data within table is current as of 1/25 enrollment and is subject to change as the school year progresses. Official data indicating a student has met an indicator this year is not available until August 2025-January 2026, varying by indicator*



Student Outcome Goal 4 - Interim Measure 4.1

% of students in the graduating cohort achieving at least one goal indicator at the end of 10th grade will increase from 51% (June 2023) to 64% (June 2029)

Goal 4 Indicators	
	Increase the percent of high school students graduating with their graduation cohort on track to be enrolled, enlisted or employed, as demonstrated by achieving at least one indicator from 72% in June 2023 to 85% in June 2029
	% of students meeting or exceeding GLP (grade level proficiency) in Math I or Math III, English II and Biology or successfully completing a vocational preparation or life skills course
	% of students scoring 19 or higher on the ACT (including ACT WorkKeys) or 1050 on the SAT*
	% of students earning a credit from an institute of higher education (CPCC, UNCC including dual enrollment), AP, IB, or Cambridge
	% of students scoring 31 or higher on the Armed Services Vocational Aptitude Battery (ASVAB)
	% of students completing a Junior Reserve Officers' Training Corps (JROTC) pathway**
	% of students earning at least one Tier 2, Tier 3 or WorkKeys industry credential
	% of students completing a CTE (Career & Technical Education) concentrator pathway

* Subject to change if there are changes to the state accountability system
** Subject to be combined with Indicator 7 if the JROTC pathway combines with the CTE pathways in the future. If this occurs, reporting will continue to reflect this indicator in isolation but there will only be a total of six indicators.


Strategies



Student Outcome Goal 4

Increase the percent of high school students graduating on track to be enrolled, enlisted, or employed, as demonstrated by achieving at least one indicator from 72% (June 2023) to 85% (June 2029)

Progressing



Directly Goal Aligned Projects

P01: Provide Comprehensive Curriculum & PD
P02: High Dosage Tutoring
P03: Core Action Walkthroughs
P05: High Needs Vacancy Monitoring
P07: Learner Profiles and Future Pathways
P08: Career Exploration via Community Partnerships
P10: MTSS for Accelerated Learning
P11: Family & Community Partnership Communication
P12: Providing Variety of Opportunities
P13: Community Partnerships & Student Wellness
P14: Attendance
P15: SEL & Student Discipline
P16: Recruitment & Retention
P18: Onboarding New Employees
P19: Compensation & Incentive Plans
P20: Professional Development
P22: Staff Wellness
P24: District Wide Coaching Model
P35: Family Academy
P37: Summer Programming

Indirectly Goal Aligned Projects

P06: SIP Planning & Alignment
P09: Pre-K Opportunities
P17: Housing
P21: Succession Planning
P23: District Planning
P25: Districtwide Performance Management Evaluation Systems
P26: Work Order Process
P27: Business Modernization System
P28: Device Life Cycle Protocol
P29: Preparation for Transition to Infinite Campus
P30: Service Now
P31: Data Reporting Platform Modernization
P32: Data Driven Continuous Improvement
P33: AI
P34: Local and State Coalitions
P36: Internal Communication Structures



Student Outcome Goal 4 - Indicator 4 and 5

ASVAB: Students who graduated within the cohort having scored 31 (or higher) on Armed Services Vocational Aptitude Battery (ASVAB) and JROTC: Students who graduated within the cohort having completed a Junior Reserve Officers' Training Corps (JROTC) pathway

ASVAB/JROTC Focus

ASVAB/JROTC

- Modify the requirement to administer ASVAB to ensure that all schools provide the opportunity for **ANY** student to take the assessment.
- Strongly encourage schools to administer the ASVAB in semester 1 and semester 2. (This will be the expectation for the 2025 - 2026 school year.)
- Strengthen communication with high school counseling departments to ensure the ASVAB assessment is marketed and available to all students.
- Utilize Invicta Mentis, performance based test anxiety intervention, in 3 JROTC programs to train students on identifying, assessing, and addressing the root causes for test and performance anxiety for elite performance on standardized tests.
- Beginning 25-26, JROTC programs will offer a pathway that includes the NOCTI certification which will provide students with a credential.



Student Outcome Goal 4 - Indicator 6 and 7

Credential: Student who graduated within the 2023-24 cohort who earned a CTE Credential and Concentrator: Student who graduated within the 2023-24 cohort, following the CTE Concentrator Pathway

Credential/Concentrator Focus

Credential/Concentrator


- Review senior transcripts to capture seniors who could become concentrators with an *optional* schedule change
- Provide training to central office and school-based Career & Technical Education support staff to understand how concentrators are made and which courses offer tier 2 and tier 3 credentials
- Download senior concentrator lists from PowerSchool to identify seniors who have not earned a pathway credential so that it can be offered to them before graduation
- Review spring high school Career & Technical Education course offerings to ensure tier 2 and tier 3 credentials will be offered to students with multiple attempts
- Review 25-26 high school registration cards and provide recommendations to principals and support staff to increase concentrators, tier 2 credentials, and tier 3 credentials



Student Outcome Goal 4

Increase the percent of high school students graduating on track to be enrolled, enlisted, or employed, as demonstrated by achieving at least one indicator from 72% (June 2023) to 85% (June 2029)

Progressing



Project 07 (P07): Learner Profiles and Future Pathways


Strategies (Inputs) - Goal 1 2024 - 2025	Highlights from Implemented Strategies 2024 - 2025	Strategic Adjustments Since Last Report 2024 - 2025
<div>Implementation of CMS's Learner Profile Tool-Naviance</div> <ul style="list-style-type: none">Naviance training to all school counselors K-12Career Exploration lessons led by counselors beginning in 4th gradeCareer Development planning beginning in 8th gradeExpansion of Central Piedmont Academies to allow access to more students	<div>Outputs to date:</div> <ul style="list-style-type: none">100% of students in grades 8-12 have access to Naviance to explore post secondary goals23% of students have activated their course plan for incoming 9th-12th grades <small>(data current as of 2/3, deadline for completion 3/28)</small>60% of current 8th graders have began their Career Development PlanningExpansion of Central Piedmont Academies from 5 schools in Spring 2024 to 15 schools in the spring 2025 semester	<ul style="list-style-type: none">Shift of support for College & Career Coaches to support all schools who have a Central Piedmont Academy



Student Outcome Goal 4

Increase the percent of high school students graduating on track to be enrolled, enlisted, or employed, as demonstrated by achieving at least one indicator from 72% (June 2023) to 85% (June 2029)

Progressing



Project 08 (P08): Career Exploration via Community Partnerships

Strategies (Inputs) - Goal 1
2024 - 2025



Inputs to date:

- Establish a year-one goal that 50% of students in high schools with graduation rates below 80% will be exposed to available post-secondary opportunities in the CMS region.
- Assemble an internal team to create a partner database, develop a student exposure plan, design a feedback form, and communicate opportunities to students.
- Inform principals about the project plan.

Highlights from
Implemented Strategies
2024 - 2025



Outputs to date:

- Schools with graduation rates below 80% have been identified.
- An internal team has been established to implement the project.
- A database of post-secondary partner opportunities, a feedback form, and an exposure plan have been developed.
- Principals have been informed about the project.

Strategic Adjustments
Since Last Report
2024 - 2025



Currently, no major adjustments have been made to the plan.



Endless Possibilities

start with

cms

Charlotte-Mecklenburg Schools

Goal 4

Current 12th Grade Students Having
Met At Least One Indicator*



Student Outcome Goal 4

Increase the percent of high school students graduating on track to be enrolled, enlisted, or employed, as demonstrated by achieving at least one indicator from 72% (June 2023) to 85% (June 2029)

Indicators Met	Number of Current 12th Grade Students	% of Cohort
0	2,815	29.2%
1	2,060	21.4%
2	1,370	14.2%
3	1,999	20.7%
4	942	9.5%
5	—	<5%
6	—	<5%
7	—	<5%



501
Additional Students
Need to Meet an
Indicator to Reach
Goal 4 Target for
2024-25*

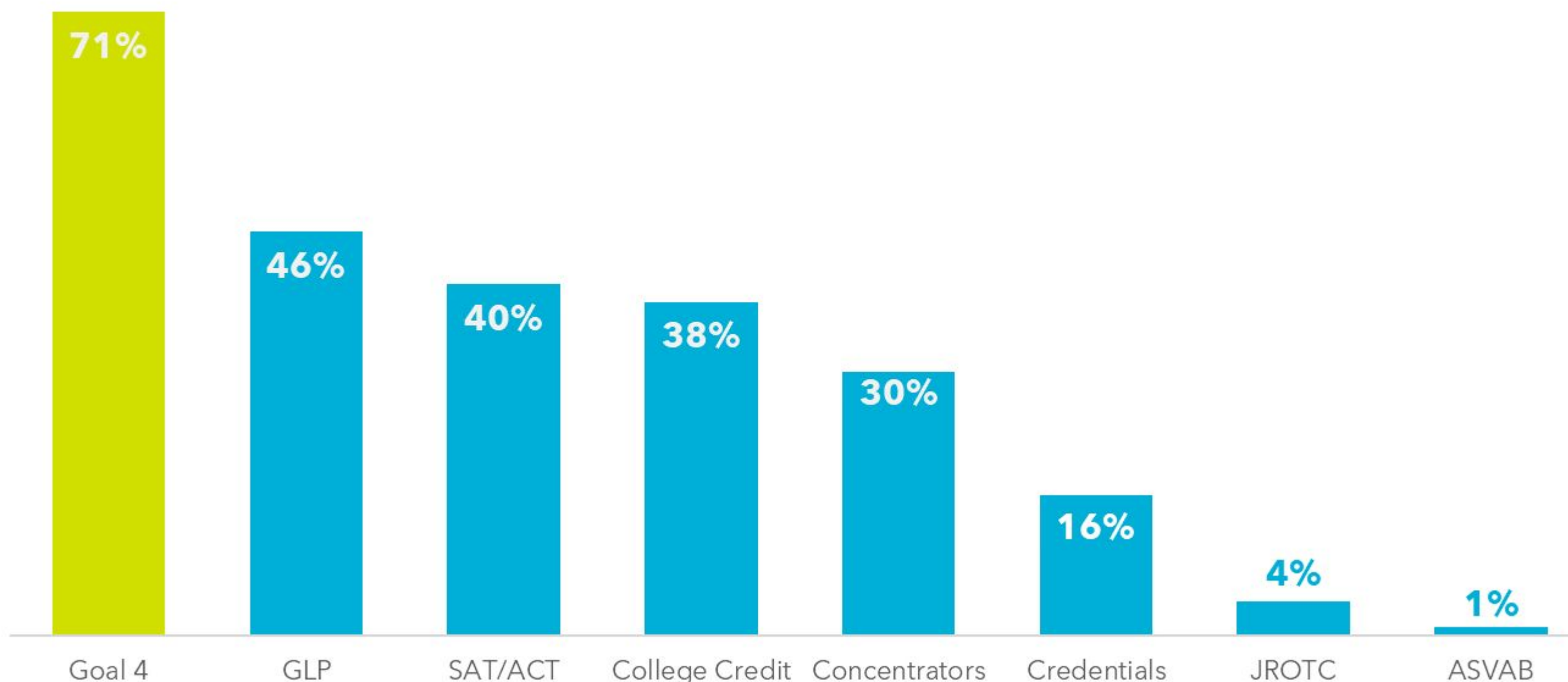
** Data reflects current 12th grade students as of 1/27/25. This data may vary slightly from official 2024-25 Cohort data, once confirmed.*



Student Outcome Goal 4

Increase the percent of high school students graduating on track to be enrolled, enlisted, or employed, as demonstrated by achieving at least one indicator from 72% (June 2023) to 85% (June 2029)

Percentage of Current 12th Grade Students Meeting Each Goal 4 Indicator



Interim Measure 4.1

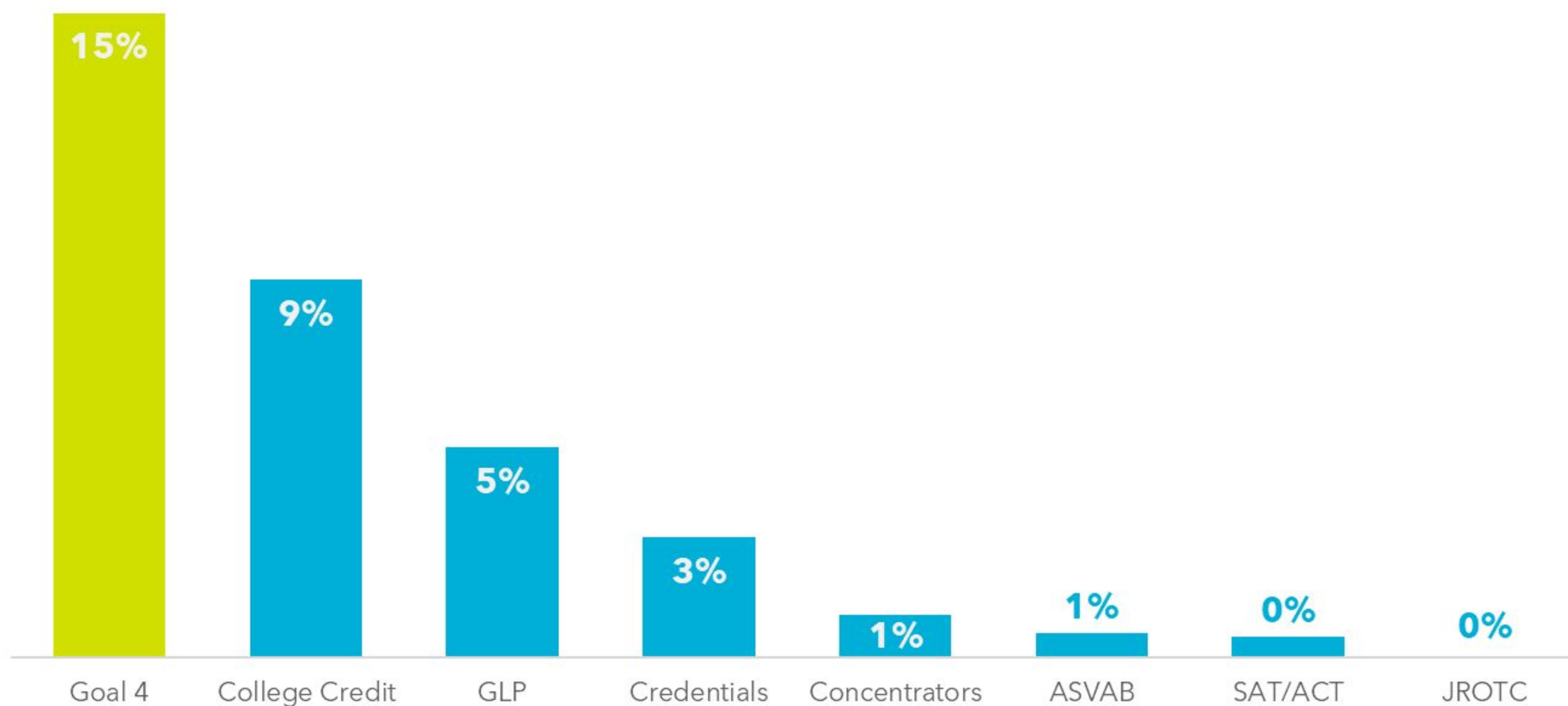
Current 10th Grade Students Having Met At Least One Indicator*



Student Outcome Goal 4 - Interim Measure 4.1

% of students in the graduating cohort achieving at least one goal indicator at the end of 10th grade will increase from 51% (June 2023) to 64% (June 2029)

Percentage of Current 10th Grade Students Meeting Each Goal 4 Indicator



Interim Measure 4.2

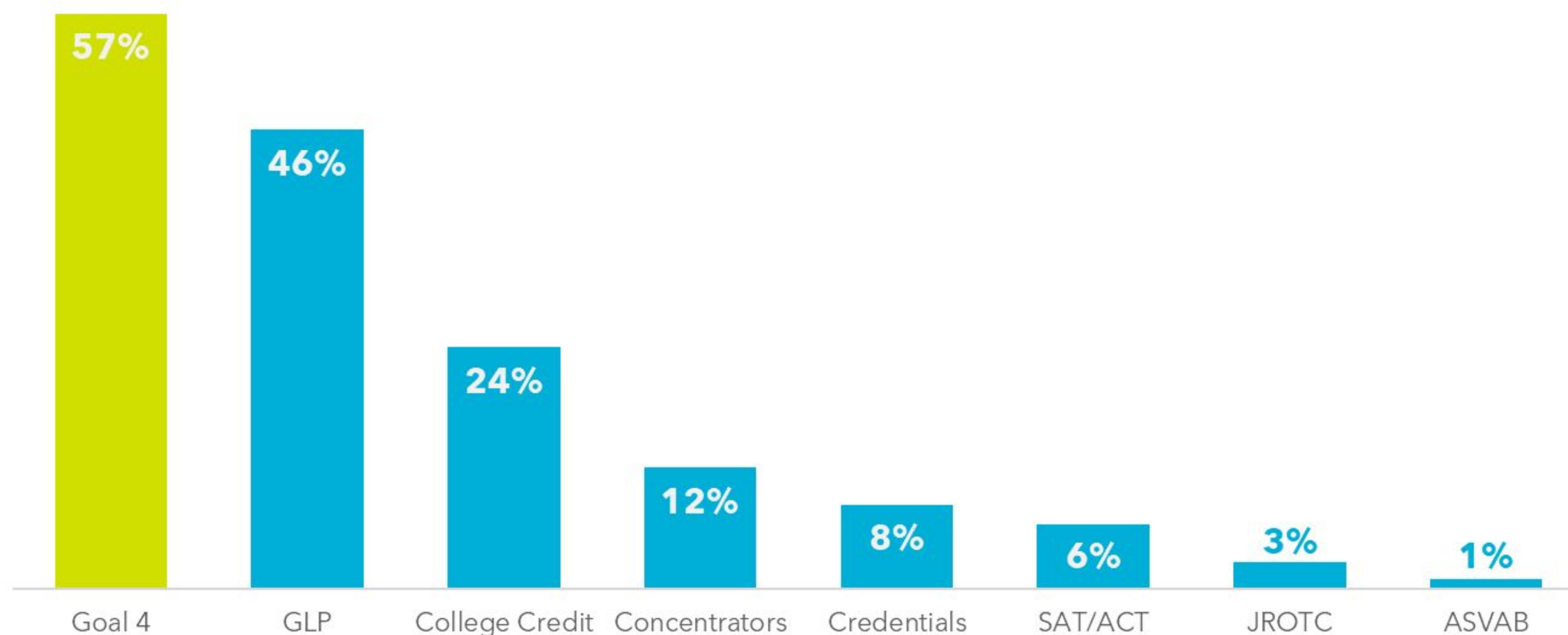
Current 11th Grade Students Having Met At Least One Indicator*



Student Outcome Goal 4 - Interim Measure 4.2

% of students in the graduating cohort achieving at least one goal indicator at the end of 11th grade will increase from 69% (June 2023) to 82% (June 2029)

Percentage of Current 11th Grade Students Meeting Each Goal 4 Indicator



Credentials and Concentrators



Student Outcome Goal 4 - Indicator 6

Credential: Student who graduated within the cohort who earned a Tier 2 or 3 CTE Credential

Credential Focus

Tier 1 Credentials: credentials that are considered **foundational certifications**, offering students the opportunity to experience the process of earning an industry-recognized credential and establishing a starting point for earning additional stackable credentials

Tier 2 Credentials: credentials that are **springboard or door-opener certifications**, which are sometimes included in industry vacancy notices and potentially provide an advantage for students when seeking employment in a related career


Tier 3 Credentials: credentials that are **advanced certifications** that are often required for employment and used to leverage higher starting and long-range salaries for employees



Student Outcome Goal 4 - Credentials

Increase the percent of high school students graduating on track to be enrolled, enlisted, or employed, as demonstrated by achieving at least one indicator from 72% (June 2023) to 85% (June 2029)

Progressing



Tier 1

- Automotive Lift Institute - Lifting It Right: School Edition
- Community Emergency Response Team (CERT)
- CPR/AED
- Entrepreneurship and Small Business
- FAA Trust
- First Aid
- ANSI-Accredited Food Handler Certificate
- Law and Public Safety Introductory Competency
- Microburst Learning Soft Skills for Success
- Microsoft Office Specialist Excel
- Microsoft Office Specialist Excel Expert
- Microsoft Office Specialist PowerPoint
- Microsoft Office Specialist Word
- National Incident Management System
- OSHA 10-hour Construction Safety and Health
- OSHA 10-hour General Industry Safety and Health - Healthcare
- OSHA 10-hour General Industry Safety and Health - Manufacturing
- Pre-Professional Certification (Pre-PAC) in Culinary Arts
- Pre-Professional Certification (Pre-PAC) in Interior Design Fundamentals
- PMI Project Management Ready
- S/P2 Automotive Service Pollution Prevention
- S/P2 Automotive Service Safety
- Stop the Bleed
- Venture Entrepreneurial Expedition
- Youth for the Quality Care of Animals (YQCA)

Tier 2

- Adobe Illustrator
- Adobe Photoshop
- ANSI - Accredited Food Protection Manager Certification (ServSafe)
- ASE Entry-Level Certification - Electrical/Electronic Systems
- ASE Entry-Level Certification - Maintenance and Light Repair
- Autodesk Certified User AutoCAD
- Autodesk Certified User Revit
- Certified Production Technician (CPT) - Maintenance Awareness
- Certified Production Technician (CPT) - Manufacturing Processes and Production
- Certified Production Technician (CPT) - Quality Practices and Measurement
- Certified Production Technician (CPT) - Safety
- Certified Protection Officer (CPO)
- CFR 14 Part 107 UAS Remote Pilot Certification
- Intuit Quickbooks Certified User
- National Basic 9-1-1 Dispatch Certification
- NCCER Construction/Carpentry (20 modules)
- NCCER Electrical Trades (16 modules)
- NCCER HVACR (15 modules)
- North Carolina Nurse Aide I
- PCAP Certified Associate in Python Programming
- Unity Certified User: Programmer

Tier 3


- Adobe Premiere Pro
- Autodesk 3DS Max
- Autodesk Certified Professional Revit
- CIW Social Media Strategist
- Hospitality and Tourism Specialist
- Microsoft Office Specialist Excel Expert
- National Law Enforcement Certification SPSS
- NCCER Carpentry III (6 modules)
- NCCER Electrical Trades III (7 modules)
- NCCER HVACR III (6 modules)
- PCEP - Certified Entry-level Python Programmer
- CPhT Certified Pharmacy Technician
- Salesforce Administrator Certification



Student Outcome Goal 4 - Concentrator

Increase the percent of high school students graduating on track to be enrolled, enlisted, or employed, as demonstrated by achieving at least one indicator from 72% (June 2023) to 85% (June 2029)

Progressing




Agriculture, Food & Natural Resources	Architecture & Construction	Art, A/V Technology & Communications	Business Management & Administration
Animal Science (JT Williams Montessori)	Carpentry-5 (including WCE)	Graphic & Digital Design	Entrepreneurship
Horticulture	Drafting Architectural	Apparel (NWSA)	Business Management
Sustainable Agriculture	Electrical Trades (WorkforceCont. Ed with CPCC)-2	Digital Design & Animation (24.25)	Project Management
	Interior Design	Game Art Design	
Education and Training	Finance	Health Science	Hospitality & Tourism
Teaching as a Profession	Accounting	Nursing Fundamentals	Culinary Arts Application & Internship
	Economics (Butler)	Pharmacy Tech	Sports & Event Marketing
	Financial Planning	PLTW Biomedical Sciences	Hospitality & Tourism
Human Services	Information Technology	Law, Public Safety, Correction & Security	Manufacturing
Food & Nutrition	AP Computer Science	Emergency Management	Advanced Manufacturing
	Computer Science Principles	Emergency Medical Tech (w/CPCC)	
	Python Programming (24-25)	Firefighter Technology (on hold)	
		Law & Justice	
		Public Safety	
Marketing	STEM	Transportation, Distribution & Logistics	
Digital Marketing	Engineering	Automotive Services	
Marketing - Customer Relationship Management	Energy & Power		
			39 total Pathways offered
100% of our 39 CTE pathways offered are "in demand." per Star Jobs, NCWorks, and Charlotte Works			



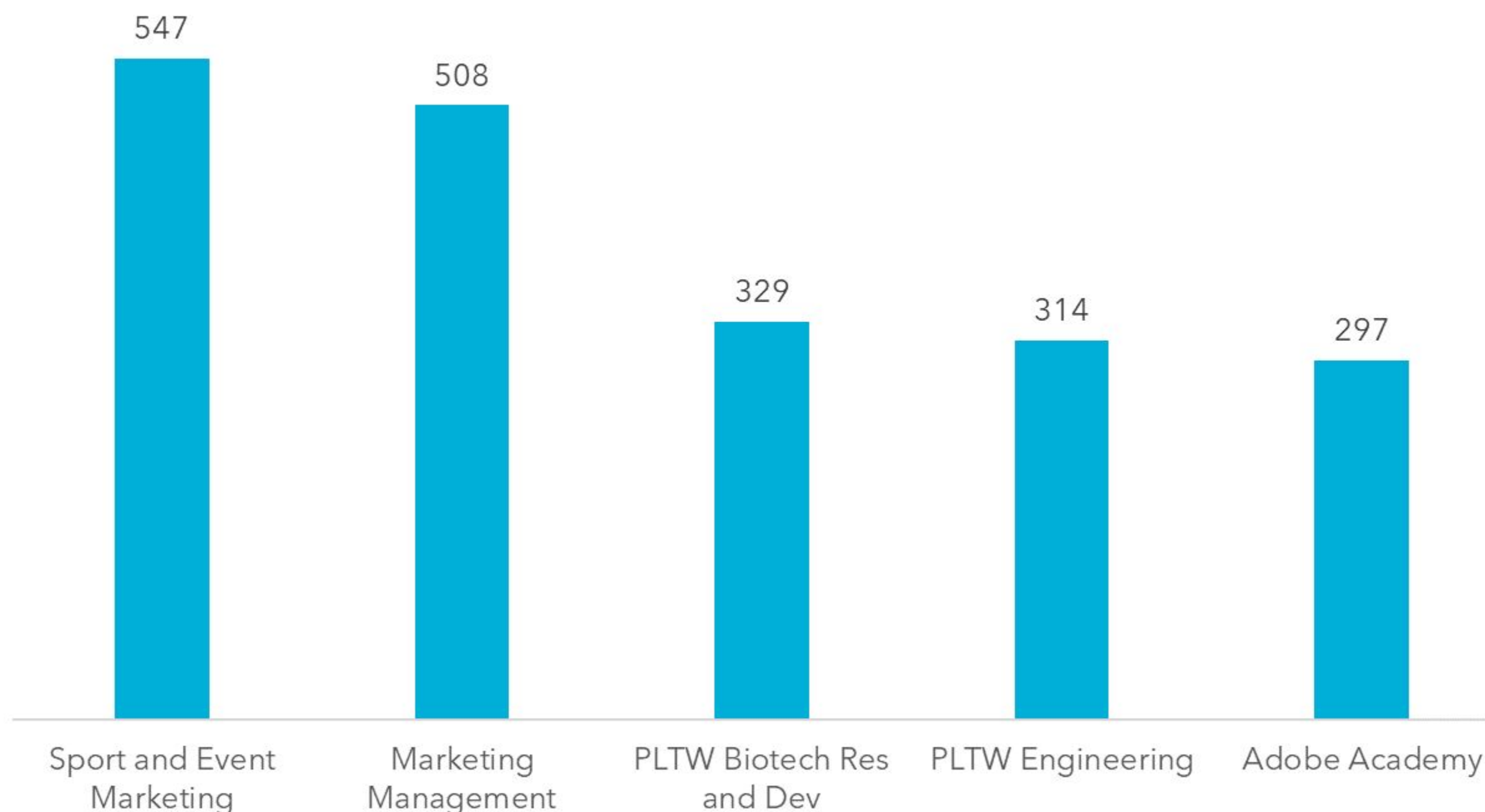
Student Outcome Goal 4 - Concentrator

Increase the percent of high school students graduating on track to be enrolled, enlisted, or employed, as demonstrated by achieving at least one indicator from 72% (June 2023) to 85% (June 2029)

Progressing



Charlotte-Mecklenburg Schools 2023-24 Graduates
Concentrator Pathway Completions





Student Outcome Goal 4 - Concentrator

Increase the percent of high school students graduating on track to be enrolled, enlisted, or employed, as demonstrated by achieving at least one indicator from 72% (June 2023) to 85% (June 2029)

Progressing



Hospitality and Tourism Management Pathway

Prerequisite	Concentrator	Career Pathway Major*
Hospitality and Tourism Management I	Hospitality and Tourism Management II	CTE Internship CTE Advanced Studies

* The 3rd course is a major course. Students have the option of taking this course at their school or engaging through Work Based Learning, Central Piedmont Community College, or if they could not take the major course and start another pathway. The major course may not be able to be offered at a school if there are not enough students selecting the course.



Student Outcome Goal 4 - Concentrator

Increase the percent of high school students graduating on track to be enrolled, enlisted, or employed, as demonstrated by achieving at least one indicator from 72% (June 2023) to 85% (June 2029)

Progressing



Carpentry Pathway

Foundational Prerequisite	Prerequisite	Concentrator	Career Pathway Major*
Construction Core	Carpentry I	Carpentry II (concentrator course)	Carpentry III

* The 4th course is a major course. Students have the option of taking this course at their school or engaging through Work Based Learning, Central Piedmont Community College, or if they could not take the major course and start another pathway. The major course may not be able to be offered at a school if there are not enough students selecting the course.


ASVAB and JROTC



Student Outcome Goal 4 - ASVAB

Increase the percent of high school students graduating on track to be enrolled, enlisted, or employed, as demonstrated by achieving at least one indicator from 72% (June 2023) to 85% (June 2029)

Progressing



Armed Services Vocational Aptitude Battery (ASVAB):

Multiple-aptitude battery that measures developed abilities and helps predict future academic and occupational success in the military. It is administered annually to over one million military applicants, high school, and post-secondary students. A score of 31 is the minimum requirement to join a military branch without a waiver.

Junior Reserve Officers' Training Corps (JROTC) Pathway:


A student who has completed (3) three or more courses within the JROTC Pathway program.



Student Outcome Goal 4 - JROTC

Increase the percent of high school students graduating on track to be enrolled, enlisted, or employed, as demonstrated by achieving at least one indicator from 72% (June 2023) to 85% (June 2029)

Progressing



Army

Ballantyne Ridge High School*
David W. Butler High School
Garinger High School
Harding University High School
Hawthorne Academy of Health Sciences
Hopewell High School
Mallard Creek High School
Marie G Davis Military Academy
Myers Park High School
Olympic High School
Palisades High School
Phillip O. Berry Academy Of Technology
Rocky River High School
West Charlotte High School
William Amos High School

Air Force

Julius Chambers High School
East Mecklenburg High School
Independence High School
North Mecklenburg High School
West Mecklenburg High School

Marines

Ardrey Kell High School

Navy

Providence High School
South Mecklenburg High School